

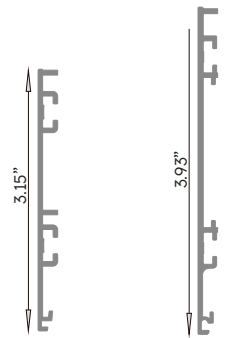


# FORM SQUARE

## Surface, Suspension

Form SQUARE is a versatile family of low-profile luminaires available as surface or suspension mount. With multiple sizes, depths, finishes, and control options, the collection delivers uniform, flicker-free illumination ideal for commercial, hospitality, and architectural environments. Its flexible specification options make it easy to integrate Form SQUARE into a wide range of ceiling conditions and design intents.

### Key Features

- Size Range: Standard size from 18.9" – 47.2"
- Flexible Ordering: No minimum order quantity — single fixtures available
- High Performance: 100 lm/W, 90+ CRI
- Mounting Options: Suspension or surface
- Driver Options: Built-in driver or remote ceiling box
- Light Quality: Uniform, flicker-free illumination
- Durability: 5-year warranty
- Finishes: White, Black, Silver, Gold, Custom RAL or 3D printed textures
- Electrical: 100–277V universal input
- Control Options: 0–10V, Tunable White
- Accessories: Emergency battery backup
- Ease of Installation: Streamlined, contractor-friendly setup



### Model Number Configuration

#### FORM-SQUARE

Mounting	Height	Size	Accessories	Dimming	CCT	Finish	Texture
<input type="checkbox"/> PT- Pendant <input type="checkbox"/> SF- Surface	<input type="checkbox"/> M - 3.15 in <input type="checkbox"/> T- 3.93 in	<input type="checkbox"/> 1890 - 18.9 in <input type="checkbox"/> 2362 - 23.62 in <input type="checkbox"/> 3543 - 35.43 in <input type="checkbox"/> 4725 - 47.25 in	<input type="checkbox"/> EM- Emergency	<input type="checkbox"/> 02- 0-10V	<input type="checkbox"/> 27 - 2700K <input type="checkbox"/> 30 - 3000K <input type="checkbox"/> 35 - 3500K <input type="checkbox"/> 40-4000K <input type="checkbox"/> RGB - RGB <input type="checkbox"/> RGBW - RGBW <input type="checkbox"/> TUN - Tunable White	<input type="checkbox"/> Black <input type="checkbox"/> White <input type="checkbox"/> Silver <input type="checkbox"/> Gold <input type="checkbox"/> Custom RAL	<input type="checkbox"/> See Texture Page

## Electrical

<b>Voltage</b>	120-277V
<b>Dimming</b>	0-10V, Tunable white
<b>Power &amp; Lumens</b>	18.9in - 40W, 4000 Lumens 23.62 in - 60W, 6000 Lumens 35.43 in - 140W, 14000 Lumens 47.24 in - 250W, 25000 Lumens


<b>Accessories</b>	Emergency battery backup, 90 minutes of illumination
<b>Power factor</b>	N/A

## Environmental

<b>CRI</b>	90+
<b>Environment</b>	Dry
<b>Light Source</b>	LED
<b>Chip</b>	N/A
<b>Life rating</b>	N/A
<b>Listings</b>	C-ETL Listed to UL1598

## Mechanical

<b>Installation</b>	Surface or Suspension Installation accessories by mounting type
---------------------	--



<b>Dimensions</b>	3.15" / 3.93" Height/Depth 18.9" / 23.6" / 35.4" / 47.2" Diameters
-------------------	---

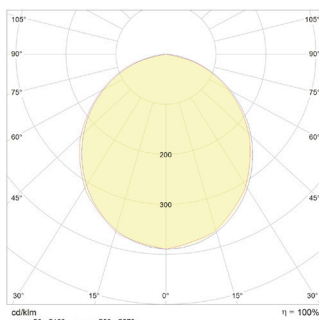
<b>Weight</b>	N/A
---------------	-----

<b>Material</b>	Aluminum, Polycarbonate
-----------------	-------------------------

<b>Finish</b>	Painted finishes Black, White, Silver, Gold or custom RAL, or textures from following pages
---------------	---

<b>Optics</b>	Polycarbonate diffusion panel
---------------	-------------------------------

<b>Distribution</b>	Direct (down light)
---------------------	---------------------



## Finishes

Luxformae's Shapes collection offers designers a high level of material flexibility—allowing acoustic treatments, 3D-printed textures, and premium profile finishes to be used independently or in combination. Profiles may be finished in any of our colors or material textures, wrapped in acoustic material, or specified with both acoustic and textured elements together, creating the precise balance of performance and visual expression required. With an extensive palette ranging from sophisticated neutrals to bold, playful tones, Shapes enables refined architectural statements as well as more whimsical, color-driven compositions. Whether the goal is visual warmth, sound control, or a distinctive material identity, designers can tailor each fixture to perfectly support their project vision.




































### Profile Colors

Shapes provides a wide range of profile finishes to help designers achieve the exact visual expression their project requires. Options include powder coating, sandblast painting, anodized brushing, plating, and custom RAL colors upon request. These techniques offer everything from sleek, refined surfaces to more expressive or character-driven aesthetics, ensuring each fixture aligns with the intended design vision.

### Texture Colors

Shapes offers 3D-printed textured surfaces that emulate natural materials such as travertine, wood, and earth. These textures may be applied to the outer profile or specified as a center panel, bringing depth, warmth, and a tactile design presence to the luminaire. Each texture is crafted to capture the richness of the original material while maintaining the durability and precision required for architectural lighting.

## Texture Colors

	TX-01 3-5mm*		TX-26 2-7mm
	TX-02 3-5mm		TX-27 2-7mm
	TX-03 3-5mm		TX-28 2-7mm
	TX-04 3-5mm		TX-29 3-7mm
	TX-05 3-5mm		TX-30 3-5mm
	TX-06 3-5mm		TX-31 3-10mm
	TX-07 3-5mm		TX-32 3-5mm
	TX-08 3-7mm		TX-33 3-12mm
	TX-09 3-7mm		TX-34 3-12mm
	TX-10 3-10mm		TX-35 3-12mm
	TX-11 3-7mm		
	TX-12 3-12mm		
	TX-13 3-12mm		
	TX-14 3-12mm		
	TX-15 3-12mm		
	TX-16 4-6mm		
	TX-17 4-6mm		
	TX-18 3-6mm		
	TX-19 3-6mm		
	TE-20 4-8mm		
	TX-21 4-6mm		
	TX-22 3-5mm		
	TX-23 4-8mm		
	TX-24 3-6mm		
	TX-25 4-8mm		

\* Texture thickness

Type: 3-5mm the lowest thickness is 3mm and the highest thickness is 5mm.

PROJECT NAME:

FIXTURE TYPE:

Product sheet printed on:

**Notes**