

# LIGHTBOX FABRIC 3.9

Light Box Fabric 3.9 is a low-profile illuminated fabric panel system designed for architectural integration across wall, ceiling, and suspended applications. Constructed with aluminum frames and a fabric diffusing medium, the system supports the creation of custom geometric forms in small- to large-scale configurations.



Panels may be surface mounted or suspended and are suitable for dry locations. Light Box Fabric 3.9 can be specified for ambient illumination or as an architectural design element, including ADA wall applications, low-profile ceiling installations, and pendant forms.

The system is fully configurable, allowing selection of mounting type, LED type, dimming protocol, and overall dimensions.

Aluminum frames are available in natural aluminum, white, or black finishes. Seamless fabric options are available up to 12' wide and 50' long; larger sizes can be achieved using seamed fabrics. Standard fabric is white for optimal light diffusion, with custom printing options available.

### FEATURES:

- Applications:** Wall (ADA), Ceiling Surface, Pendant
- Fabric Colors:** Standard White, Custom Printing with Client-provided artwork
- Shapes:** Round, Square, Rectangular, Triangular, Octagonal, Diamond, Other by Request
- X/Y or R Dimensions:** Built to Specification
- LED Type:** 2700K, 3000K, 3500K, and 4000K; Tunable White (2700K-4000K); and RGBW options at 3000K or 4000K
- Dimming:** 0-10V and DMX512 (RGBW Models)



### Model Number Configuration

LBX	---	---	---	---	---	---	---
	Mounting	CCT	Dimming	Depth	Fabric Width	Fabric Length	Finish
	<input type="checkbox"/> Ceiling - Surface	<input type="checkbox"/> 27 - 2700K	<input type="checkbox"/> 0-10V	<input type="checkbox"/> 3.9 - 3.94"	<input type="checkbox"/> Max 12'	<input type="checkbox"/> Max 50'	<input type="checkbox"/> AL - Aluminum
	<input type="checkbox"/> Wall - Surface	<input type="checkbox"/> 30 - 3000K	<input type="checkbox"/> DMX				<input type="checkbox"/> BL- Black
	<input type="checkbox"/> Pendant - Rods	<input type="checkbox"/> 35 - 3500K					<input type="checkbox"/> WH - White
	<input type="checkbox"/> Pendant - Cable	<input type="checkbox"/> 40 - 4000K					
		<input type="checkbox"/> 2740 - 2700K - 4000K Tunable					
		<input type="checkbox"/> RGBW30 - RGB with 3000K					
		<input type="checkbox"/> RGBW40- RGB with 4000K					

Mounting

LightBox offers mounting options for all situations:

Ceiling	Surface	Screws
Wall	Surface	Brackets Screws
Pendant	Suspended	Rods(Unistrut) Aircraft Cable

LED Type

Integral LED options include choice of static color temperatures, tunable white, and RGBW options.  
Wattage and Lumen outputs are per square foot.

Led Type	CCT	Output/Wattage	Lumen Output
Static	2700K	19 W	674
	3000K		
	3500K		
	4000K		
Tunable White	2700-4000K		
RGBW	3000K White	7 W	76
	4000K White		

Input Voltage

All LightBox use 120V-277V inut Voltage

Dimming Type

LightBox is compatible with the following dimming systems

0-10V
DMX512

Dimensions

Lightbox dimensions are custom specified.  
To begin, select from straight or curved depth/heights:

3.9- 3.94"

Then specify width and overall length.

Seamless fabric diffusers can up to 12' wide and 50' long.  
Larger sizes are available with seams.

Fabric Diffuser

Lightbox's smooth white fabric diffusers provides even diffusion and distribution of white and RGB LED illumination.

Seamless panels are available in sizes up to 12' wide x 50' long.

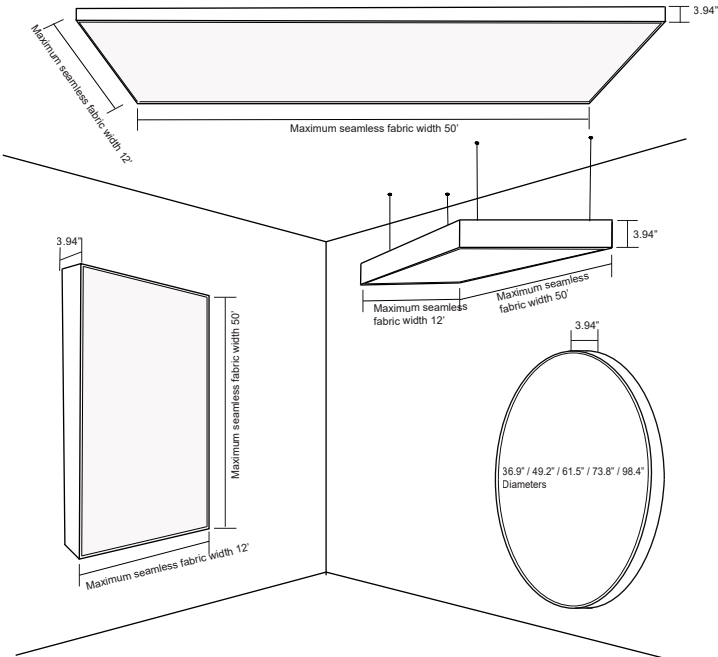
Fabric Optional

Custom printed panels are available, with client provided artwork.

Frame Color

Aluminum frame description and colors offered

WH- White
BL- Black
AL- Aluminum





PROJECT NAME:  
FIXTURE TYPE:  
Product sheet printed on:

Notes