

SHAPES 2.0 X 2.0

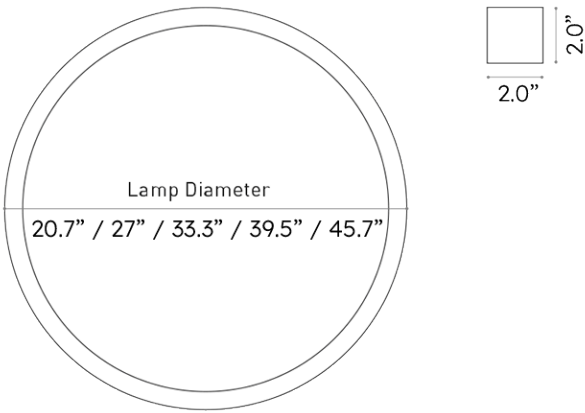
Surface, Pendant, Recessed

Shapes 2.0x2.0 Circle is a refined circular luminaire that embodies timeless simplicity, material versatility, and modern performance. Designers can tailor each fixture through choices of mounting type, size, distribution type, color temperature, profile finish, acoustic treatments, and 3D-printed textured material options—all of which can be combined to achieve the exact aesthetic and functional balance required. The result is a soft, diffused glow with high visual comfort and a profile that can be visually quiet or richly expressive.

Key Features:

- Choice of surface, pendant, and recessed mount.
(Recessed is suitable for inner and direct light distributions only.)
- Offered in several diameters
- 90+ CRI diffused optics
- 0-10V standard dimming (other protocols available upon request)
- CCT options: 2400K-4000K, RGB, RGBW, Tunable White
- Electrical: 100-277V universal input
- Accessories: Emergency battery backup
- Material options include: profile finishes, 3mm acoustic wrap, 9mm acoustic center panel, and 3D-printed textured surfaces
- Wide array of profile finishes including powder coat, sandblast painting, anodized brushing, plating, and custom RAL
- Choice of light distribution patterns: inner, outer, direct, indirect, direct/indirect
- Flicker-free illumination
- 5-year warranty

Shapes 2.0x2.0 Circle blends form, texture, and light into a highly customizable fixture designed to complement both modern and classic interiors. With its performance optics, material flexibility, and expansive finish palette, Shapes empowers designers to create lighting with intention—quiet, bold, soft, tactile, or anything in between.



Model Number Configuration

SHP-2.0x2.0-CIRC							
Mounting	Size	Optics	Distribution	Accessories	CCT	Profile Finish	Panel
<input type="checkbox"/> PT- Pendant	<input type="checkbox"/> 2070 - 20.7 in	<input type="checkbox"/> DF- Diffused	<input type="checkbox"/> IL - Inner	<input type="checkbox"/> EM- Emergency	<input type="checkbox"/> 24 - 2400K	<input type="checkbox"/> See Profile Colors Page	<input type="checkbox"/> None
<input type="checkbox"/> SF - Surface	<input type="checkbox"/> 2700 - 27 in		<input type="checkbox"/> OL - Outer		<input type="checkbox"/> 27 - 2700K	<input type="checkbox"/> See Acoustic Colors Page	<input type="checkbox"/> See Acoustic Colors Page
<input type="checkbox"/> RC- Recessed (Inner and Direct only)	<input type="checkbox"/> 3330 - 33.3 in		<input type="checkbox"/> DL - Direct		<input type="checkbox"/> 30 - 3000K	<input type="checkbox"/> See Texture Colors Page	<input type="checkbox"/> See Texture Colors Page
	<input type="checkbox"/> 3950 - 39.5 in		<input type="checkbox"/> UL - Indirect		<input type="checkbox"/> 35 - 3500K		
	<input type="checkbox"/> 4570 - 45.7 in		<input type="checkbox"/> UDL - Indirect/Direct		<input type="checkbox"/> 40-4000K		
					<input type="checkbox"/> RGB - RGB		
					<input type="checkbox"/> RGBW - RGBW		
					<input type="checkbox"/> TUN - Tunable White		

Electrical

Voltage 120-277V
Dimming 0-10V driver included.
Other dimming protocols available, contact us to learn more.

Power&Lumens	Size	Wattage	Lumens
	20.7in	45W	1800
	27.0in	60W	2400
	33.3in	75W	3000
	39.5in	90W	3600
	45.7in	105W	4200

*Lumens measured at 4000K CCT

CCT 2400K, 2700K, 3000K, 3500K, 4000K,
RGB, RGBW, Tunable White

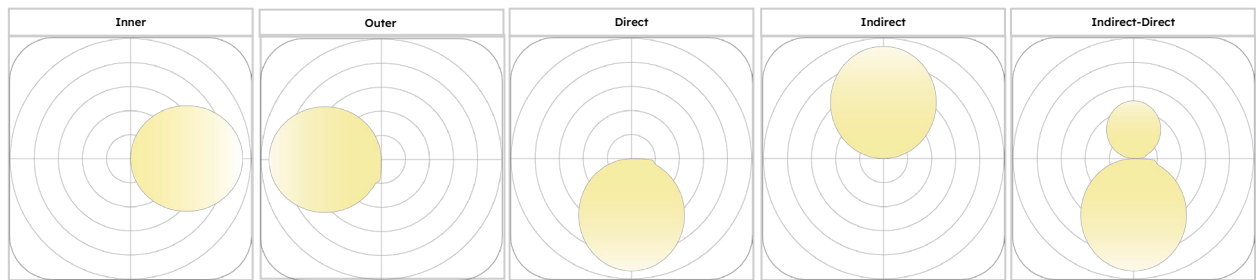
Accessories Emergency battery backup

Environmental

CRI 90+
Environment Dry
Light Source LED
Chip N/A
Life rating N/A
Listings C-ETL Listed to UL1598

Mechanical

Installation N/A
Cord Legth 10Ft for pendants
Dimensions 2"x2" profile; 20.7" / 27" / 33.3" / 39.5" / 45.7" Diameters
Weight N/A
Material Aluminum, Polycarbonate
Finish See following pages for finishes information
Optics Polycarbonate diffusion panel
Distribution Inner (inside light), Outer (outside light), Direct (down light), Indirect (up light),
Indirect/Direct (up/down light)



Finishes

Luxformae’s Shapes collection offers designers a high level of material flexibility—allowing acoustic treatments, 3D-printed textures, and premium profile finishes to be used independently or in combination. Profiles may be finished in any of our colors or material textures, wrapped in acoustic material, or specified with both acoustic and textured elements together, creating the precise balance of performance and visual expression required. With an extensive palette ranging from sophisticated neutrals to bold, playful tones, Shapes enables refined architectural statements as well as more whimsical, color-driven compositions. Whether the goal is visual warmth, sound control, or a distinctive material identity, designers can tailor each fixture to perfectly support their project vision.

Profile Colors

Shapes provides a wide range of profile finishes to help designers achieve the exact visual expression their project requires. Options include powder coating, sandblast painting, anodized brushing, plating, and custom RAL colors upon request. These techniques offer everything from sleek, refined surfaces to more expressive or character-driven aesthetics, ensuring each fixture aligns with the intended design vision.

Acoustic Colors

Shapes fixtures can be enhanced with integrated acoustic elements that elevate both visual and environmental comfort. Profiles may be wrapped in a 3mm acoustic material, while select models can incorporate a 9mm center acoustic panel to further support sound absorption. Available in an expansive palette of 48 colors, these acoustic treatments allow designers to introduce subtle tonal harmony or bold contrast within a space. Whether used alone or combined with textured surfaces or premium finishes, the acoustic options add performance without compromising aesthetic clarity.

Texture Colors

Shapes offers 3D-printed textured surfaces that emulate natural materials such as travertine, wood, and earth. These textures may be applied to the outer profile or specified as a center panel, bringing depth, warmth, and a tactile design presence to the luminaire. Each texture is crafted to capture the richness of the original material while maintaining the durability and precision required for architectural lighting.

















































PROFILE COLORS

	Powder Coated Matt Black		Powder Coated Light Green
	Powder Coated Matt White		Powder Coated Pure Green
	Powder Coated Bright Silver		Sand Blash Anodized Grey
	Powder Coated Black Grey		Sand Blash Painted Gold
	Powder Coated Slate Grey		Paint Spraying Yellow
	Powder Coated Telegrey 4		Sand Blash Painted Marsala Red
	Powder Coated Pearl Mouse Grey		Paint Spraying Marsala Red
	Powder Coated White Aluminium		Anodized Brush Black
	Powder Coated Greyy White		Anodized Brush Grey
	Powder Coated Beige		Anodized Brush Rose Gold
	Powder Coated Sand Yellow		Anodized Brush Plating Copper
	Powder Coated Sulfur Yellow		Anodized Brush Gold (Bright)
	Powder Coated Signal Yellow		Anodized Brush Gold (Matt)
	Powder Coated Pastell Orange		Plating Gold
	Powder Coated Shinning Gold Color		Electrophoresis Gold Color
	Powder Coated Khakigrau		Electrophoresis Champagne Color
	Powder Coated Brown		Bead brasted broze with anti-fingerprint finishing
	Powder Coated Copper Color		PANTONE 7575C
	Powder Coated Black Red		We-transfer printing Wooden Gain
	Powder Coated Heather Violet Purple		
	Powder Coated Traffic Red		
	Powder Coated Matt Grey		
	Powder Coated Pastel Blue		
	Powder Coated Brillant Blue		
	Powder Coated Signal Blue		






































RAL- Custom RAL colors available upon request

ACOUSTIC COLORS

	AC-38		AC-21
	AC-04		AC-22
	AC-33		AC-23
	AC-34		AC-17
	AC-48		AC-46
	AC-35		AC-45
	AC-36		AC-25
	AC-32		AC-27
	AC-03		AC-30
	AC-02		AC-47
	AC-09		AC-29
	AC-10		AC-20
	AC-11		AC-24
	AC-08		AC-31
	AC-14		AC-01
	AC-26		AC-37
	AC-05		AC-39
	AC-06		AC-41
	AC-07		AC-28
	AC-12		AC-42
	AC-13		AC-40
	AC-15		AC-44
	AC-16		AC-43
	AC-18		
	AC-19		

Acoustic thickness
3mm- when wrapped around profile
9mm- acoustic center panel

TEXTURE COLORS

	TX-01 3-5mm*		TX-26 2-7mm
	TX-02 3-5mm		TX-27 2-7mm
	TX-03 3-5mm		TX-28 2-7mm
	TX-04 3-5mm		TX-29 3-7mm
	TX-05 3-5mm		TX-30 3-5mm
	TX-06 3-5mm		TX-31 3-10mm
	TX-07 3-5mm		TX-32 3-5mm
	TX-08 3-7mm		TX-33 3-12mm
	TX-09 3-7mm		TX-34 3-12mm
	TX-10 3-10mm		TX-35 3-12mm
	TX-11 3-7mm		
	TX-12 3-12mm		
	TX-13 3-12mm		
	TX-14 3-12mm		
	TX-15 3-12mm		
	TX-16 4-6mm		
	TX-17 4-6mm		
	TX-18 3-6mm		
	TX-19 3-6mm		
	TX-20 4-8mm		
	TX-21 4-6mm		
	TX-22 3-5mm		
	TX-23 4-8mm		
	TX-24 3-6mm		
	TX-25 4-8mm		

* Texture thickness
Type: 3-5mm the lowest thickness is 3mm and the highest thickness is 5mm.