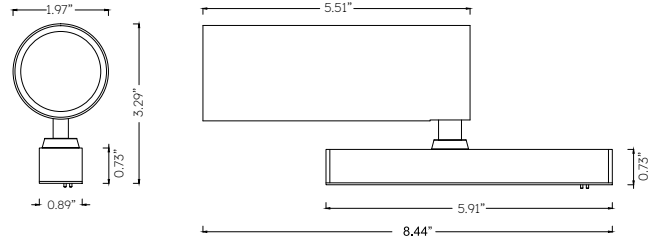


MAGS MINI Ø2" SPOT

MAGS Mini Series Light Fixture. Fixture engages with track system electrically and mechanically via magnetic connection and can be easily moved along the track. Model MAGS-ES-S50 is a DRY rated Magnetic Track, Adjustable Spotlight Aluminum light offered in a Black or white finish. This Light Fixture is CETL listed and contains 1 light using a total of 10 watts, delivering 685 lumens using a Cree LED Module with >90 CRI. Choice of 18, 24, or 36 degree beam spreads. Choice of 2700K, 3000K, 3500K, or 4000K CCT. Dimmable via 24V Volt Remote Driver (sold separately). Spotlight Dimensions are 5.51 inches long x 1.97 inches diameter with a 90 degree tilt and 360 degree rotation.



Model Number Configuration

MAGS-ES-S50

Optics

- D18 - 18°
- D24 - 24°
- D36 - 36°

--

CCT

- 27 - 2700K
- 30 - 3000K
- 35 - 3500K
- 40 - 4000K

Finish

- BL - Black
- WH - White

Electrical

Voltage	24V
Dimming	Driver dependent
Power	10W
Lumens	685
Power factor	N/A

Environmental

CRI	>90
Environment	Dry
Light Source	LED
Chip	Cree
Life rating	N/A
Listings	C-ETL Listed to UL1598

Mechanical

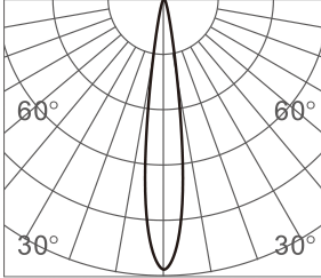
Installation	N/A
Cord Legth	N/A
Dimensions	5.51"L x 2" diameter with a 90 degree tilt and 360 degree rotation.
Weight	N/A
Material	Aluminum
Finish	Powder Coated

Driver Options

Driver code	PS-96-24-UNI-UNI - Universal input (120-277V) and Universal dimming (ELV, TRIAC, 0-10V) 0-100% dimming. Up to 20 Small or 10 Large Pendants.
--------------------	--

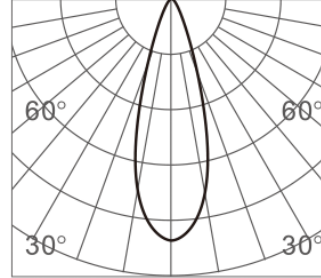
Photometric and Light Distribution

D18

18°


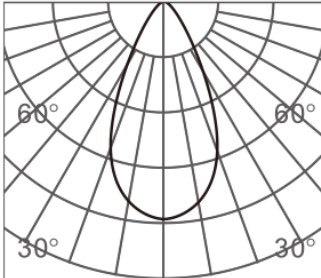
h(m)	E(lx)	Φ(m)
1	4902	Φ0.32
2	1226	Φ0.65
3	544	Φ0.98
4	306	Φ1.31
5	196	Φ1.63

D24

24°


h(m)	E(lx)	Φ(m)
1	4186	Φ0.39
2	1047	Φ0.79
3	465	Φ1.19
4	261	Φ1.58
5	167	Φ1.98

D36

36°


h(m)	E(lx)	Φ(m)
1	2077	Φ0.64
2	519	Φ1.29
3	230	Φ1.94
4	129	Φ2.58
5	83	Φ3.23