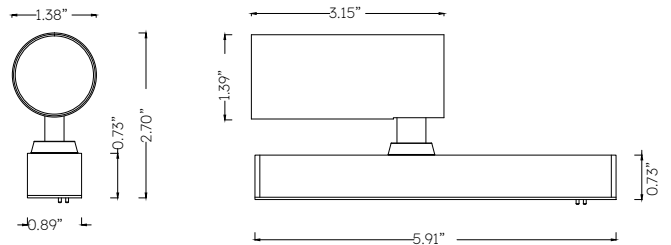


MAGS MINI Ø1.4" SPOT

MAGS Mini Series Light Fixture. The fixture engages with the track system electrically and mechanically via a magnetic connection and can be easily moved along the track. Model MAGS-ES-S35 is a DRY-rated Magnetic Track, Adjustable Spotlight Aluminum light offered in a Black or white finish. This Light Fixture is CETL listed and contains 1 light using 5 watts. Downlight delivering 530 lumens using an Osram LED module with >90 CRI. Choice of 20, 30, or 40, degree beam spreads. Choice of 2700K, 3000K, 3500K, or 4000K CCT. Dimmable via 24V Volt Remote Driver needed. Spotlight Dimensions are 3.14 inches long x 1.375 inches in diameter with a 90-degree tilt and 360-degree rotation.



Model Number Configuration

MAGS-ES-S35

Optics

- D20 - 20°
- D30 - 30°
- D40 - 40°

--

CCT

- 27 - 2700K
- 30 - 3000K
- 35 - 3500K
- 40 - 4000K

--

Finish

- BL - Black
- WH - White

Electrical

Voltage	24V
Dimming	Driver dependent
Power	2 x5W
Lumens	530
Power factor	N/A

Environmental

CRI	>90
Environment	Dry
Light Source	LED
Chip	Osram
Life rating	N/A
Listings	C-ETL Listed to UL1598

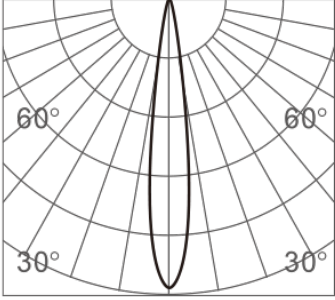
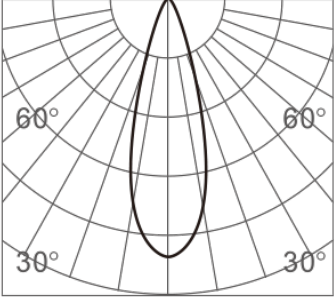
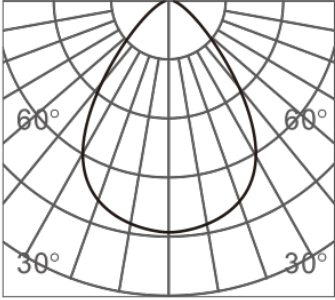
Mechanical

Installation	N/A
Cord Legth	N/A
Dimensions	3.14" L x 1.375" diameter with a 90-degree tilt and 360-degree rotation.
Weight	N/A
Material	Aluminum
Finish	Powder Coated

Driver Options

Driver code	PS-96-24-UNI-UNI - Universal input (120-277V) and Universal dimming (ELV, TRIAC, 0-10V) 0-100% dimming. Up to 20 Small or 10 Large Pendants.
--------------------	--

Photometric and Light Distribution

D20				D30						
20°		h(m)	E(lx)	Φ(m)	30°		h(m)	E(lx)	Φ(m)	
		1	3146	Φ0.34			1	3121	Φ0.36	
		2	786	Φ0.68			2	780	Φ0.72	
		3	349	Φ1.02			3	346	Φ1.08	
		4	196	Φ1.36			4	195	Φ1.45	
		5	125	Φ1.71			5	124	Φ1.81	
D40										
40°		h(m)	E(lx)	Φ(m)						
		1	1038	Φ0.70						
		2	259	Φ1.40						
		3	115	Φ2.10						
		4	64	Φ2.80						
		5	41	Φ3.51						